


# Post-Shower Procedure

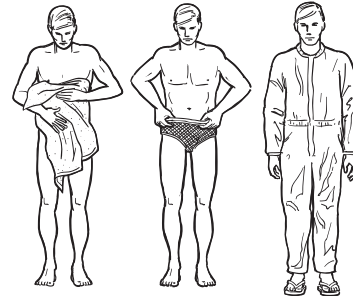
## Adults

**Follow illustrated steps 1 - 3**

1. Open the Post Shower bag.
2. Dry and dress in clothing contents.  
(use sanitary contents if required)  
Keep foil blanket for your warming.
3. Leave shower with towel, foil blanket and your Blue bag #1.



**1.**



**2.**




**3.**

## Parents with an Infant or Toddler

**Follow illustrated steps 1 - 4**

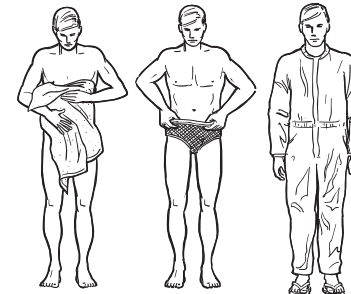
1. Open the Post Shower bag.
2. Dry your infant and then yourself.
3. Dress your infant and self in the clothes in the bag.
4. Wrap your infant in rescue blanket and leave shower with towel, foil blanket and your Blue bag #1.



**1.**



**2.**



**3.**



**4.**

## Parents with a Young Child

**Follow illustrated steps 1 - 4**

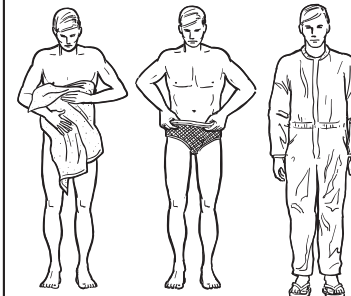
1. Open the Post Shower bag.
2. Dry your child and then yourself.
3. Dress your child and self in the clothes in the bag.
4. Leave shower with your child, towel, foil blanket and your Blue bag #1.



**1.**



**2.**



**3.**



**4.**