Pre-Shower Procedure

Adults

Follow illustrated steps 1 - 4

1. Take out the washcloths from the bag.
2. Remove all clothes and put them in the Pre-Shower plastic bag.
3. Keep the sealed Blue bag #1 with you through the shower.
4. Take Blue bag #1 and washcloth with you into shower.



Parents with an Infant or Toddler

Follow illustrated steps 1 - 4

1. Put your infant in the basket, and
2. Take out the washcloths from the bag.
3. Remove all clothing from you and the infant and put into the Pre-Shower bag.
4. Take Blue bag #1, washcloth, infant and the basket with you into shower.

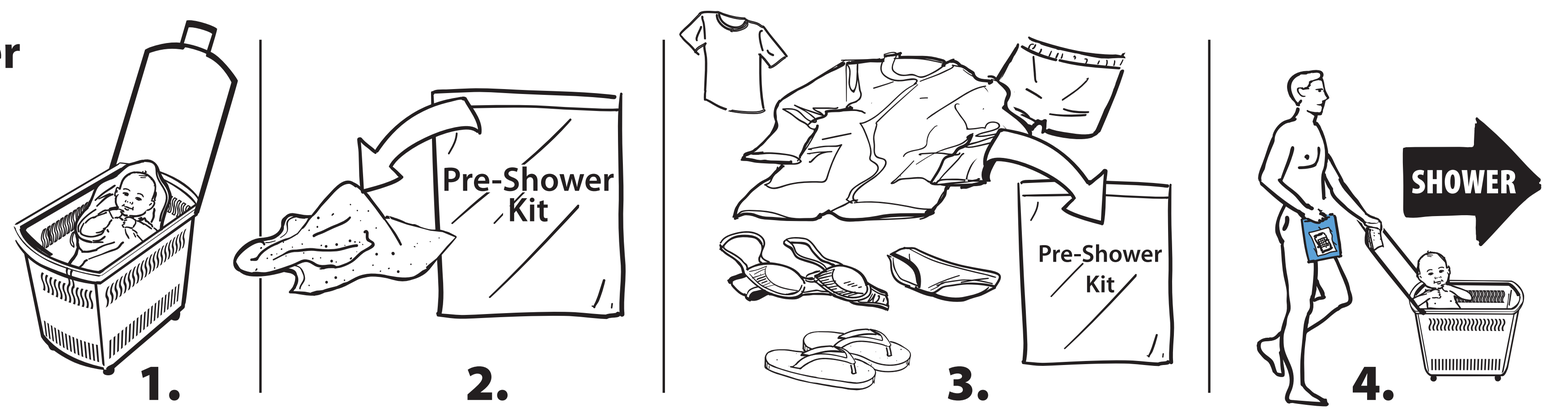

Parents with a Young Child

Follow illustrated steps 1 - 3
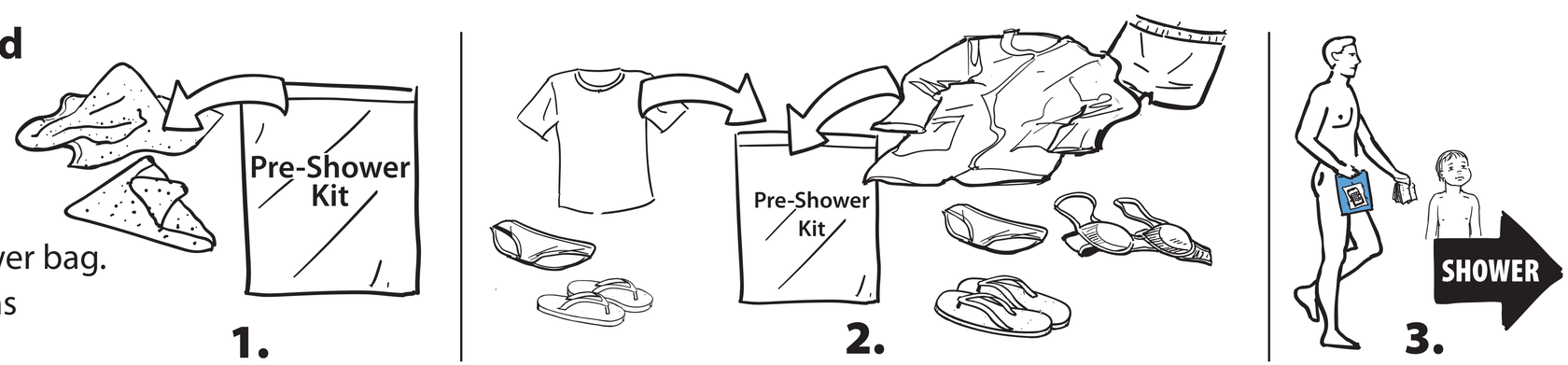
1. Open Pre-Shower bags and remove the washcloths.
2. Take off all clothing including underwear, and put in Pre-Shower bag.
3. Take Blue bag #1 and washcloths with you into shower.